



Certificate of Analysis

Sample: DE10930002-003
Harvest/Lot ID: CM4009141 exp 03/24
Seed to Sale# 1A4000B00010D25000000642
Batch Date: 09/14/21
Batch#: TYM - S-400mg-CM-06.25.21
Sample Size Received: 3 units
Total Weight/Volume: N/A
Retail Product Size: 57 gram
Ordered : 09/28/21
sampled : 09/28/21
Completed: 10/06/21 Expires: 10/06/22
Sampling Method: SOP-024

Oct 06, 2021 | Veritas Farms

License # 405R-00011
8648 Lake Davis Road
Pueblo, CO, 81005, US

PASSED
Page 1 of 6

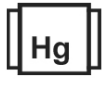
PRODUCT IMAGE



SAFETY RESULTS



Pesticides
PASSED



Heavy Metals
PASSED



Microbials
PASSED



Mycotoxins
PASSED



Residuals
Solvents
PASSED



Filtration
PASSED



Water Activity
PASSED



Moisture
PASSED



Homogeneity
NOT TESTED



Terpenes
TESTED

MISC.

CANNABINOID RESULTS



Total THC
0.023%
TOTAL THC/Container :13.281 mg



Total CBD
0.634%
TOTAL CBD/Container :361.608 mg



Total Cannabinoids
0.716%
Total Cannabinoids/Container :409.773 mg

CBDV	CBDA	CBG	CBD	CBDA	THCV	CBGA	CBN	EXO-THC	CBQ	D9-THC	D8-THC	CBL	THCVA	CBC	D10-THC	CBNA	THCA	CBCA	CBLA	THC-O-ACETATE	
0.023	ND	0.02	0.634	ND	ND	ND	ND	ND	ND	0.023	ND	ND	ND	0.015	ND	ND	ND	ND	ND	ND	
0.23	ND	0.2	6.34	ND	ND	ND	ND	ND	ND	0.23	ND	ND	ND	0.16	ND	ND	ND	ND	ND	ND	
LOD	0.00265237	0.001	0.00219044	2.8E-5	1.1E-5	0.00205806	0.00192419	1.0E-6	0.000237	0.0148	2.2E-5	0.00268886	0.000921807	0.000717378	0.00286194	0.0129	0.000910194	1.0E-5	0.00210199	0.00116619	0.003403
	%	%	%	%	%	%	%	%	%	%	%	%	%	%	%	%	%	%	%	%	%

Cannabinoid Profile Test

Analyzed by 1253	Weight 1.0713g	Extraction date : 09/30/21 11:09:23	Extracted By : 1642
Analysis Method -SOP-020 (R15)	Reviewed On - 09/30/21 18:25:10	Batch Date : 09/30/21 10:48:18	
Analytical Batch -DE002462POT	Instrument Used : Agilent 1100 "Falcor"	Running On : 09/30/21 17:16:34	

Dilution
40
Full spectrum cannabinoid analysis utilizing High Performance Liquid Chromatography with DAD detection (HPLC-UV). Method SOP-022 (R13) for reporting. Lower limit of linearity for all cannabinoids is 1 mg/L.

Label Claim - **PASSED**

Analyte TOTAL CBG TOTAL CBN	LOD 0.001 0.001	Units mg mg	Result 11.4 ND
-----------------------------------	-----------------------	-------------------	----------------------

This report shall not be reproduced, unless in its entirety, without written approval from Kaycha Labs. This report is an Kaycha Labs certification. The results relate only to the material or product analyzed. Test results are confidential unless explicitly waived otherwise. Void after 1 year from test end date. Cannabinoid content of batch material may vary depending on sampling error. IC=In-control QC parameter, NC=Non-controlled QC parameter, ND=Not Detected, NA=Not Analyzed, ppm=Parts Per Million, ppb=Parts Per Billion. Limit of Detection (LoD) and Limit Of Quantitation (LoQ) are terms used to describe the smallest concentration that can be reliably measured by an analytical procedure. RPD=Reproducibility of two measurements. Action Levels are State determined thresholds variable based on uncertainty of measurement (UM) for the analyte. The UM error is available from the lab upon request. The "Decision Rule" for the pass/fail does not include the UM. The limits are based on F.S. Rule 64-4.310.

Stephen Goldman
Lab Director
State License #
405R-00011 405-00008
ISO Accreditation # 4331.01

Signature
Signature

10/06/21
Signed On



Certificate of Analysis

PASSED

8648 Lake Davis Road
Pueblo, CO, 81005, US
Telephone: (833) 691-4367
Email: abeye@theveritasfarms.com
License #: 405R-00011

Sample : DE10930002-003
Harvest/LOT ID: CM4009141 exp 03/24
Batch# : TYM - S-400mg- CM-06.25.21
Sample Size Received : 3 units
Total Weight/Volume : N/A
Sampled : 09/28/21
Completed : 10/06/21 **Expires:** 10/06/22
Ordered : 09/28/21
Sample Method : SOP-024

Page 2 of 6




Terpenes

TESTED

Terpenes	LOD(%)	mg/g	%	Result (%)
ALPHA-PINENE	0.002	1.58	0.158	
DELTA-3-CARENE	0.002	0.93	0.093	
P-CYMENE	0.002	0.6	0.06	
LIMONENE	0.002	1.51	0.151	
EUCALYPTOL	0.002	3.09	0.309	
MENTHOL	0.002	16.24	1.624	
ALPHA-TERPINEOL	0.002	< 0.2	< 0.02	
BETA-CARYOPHYLLENE	0.002	0.29	0.029	
(-)-ALPHA-BISABOLOL	0.002	1.94	0.194	

Terpenes	LOD(%)	mg/g	%	Result (%)
ALPHA-PINENE	0.002	1.58	0.158	
DELTA-3-CARENE	0.002	0.93	0.093	
P-CYMENE	0.002	0.6	0.06	
LIMONENE	0.002	1.51	0.151	
EUCALYPTOL	0.002	3.09	0.309	
MENTHOL	0.002	16.24	1.624	
ALPHA-TERPINEOL	0.002	< 0.2	< 0.02	
BETA-CARYOPHYLLENE	0.002	0.29	0.029	
(-)-ALPHA-BISABOLOL	0.002	1.94	0.194	



Terpenes

TESTED

Analyzed by	Weight	Extraction date	Extracted By
1542	0.103g	NA	NA
Analysis Method -SOP-067 (R0)			
Analytical Batch -DE002467TER			
Instrument Used : GC 6890			
Running On : 10/04/21 12:31:16			
Batch Date : 10/01/21 19:37:34			
Reviewed On - 10/06/21 07:49:54			

Reagent	Dilution	Consums. ID
100421.R12	40	807159111147201 1119999 00307958 R1KB34782 298076054

Terpenoid profile screening is performed by GC-FID with liquid injection via SOP-067 (R0) which can screen for 28 terpenes.

Total (%) **2.621**

This report shall not be reproduced, unless in its entirety, without written approval from Kaycha Labs. This report is an Kaycha Labs certification. The results relate only to the material or product analyzed. Test results are confidential unless explicitly waived otherwise. Void after 1 year from test end date. Cannabinoid content of batch material may vary depending on sampling error. IC=In-control QC parameter, NC=Non-controlled QC parameter, ND=Not Detected, NA=Not Analyzed, ppm=Parts Per Million, ppb=Parts Per Billion. Limit of Detection (LoD) and Limit Of Quantitation (LoQ) are terms used to describe the smallest concentration that can be reliably measured by an analytical procedure. RPD=Reproducibility of two measurements. Action Levels are State determined thresholds variable based on uncertainty of measurement (UM) for the analyte. The UM error is available from the lab upon request. The "Decision Rule" for the pass/fail does not include the UM. The limits are based on F.S. Rule 64-4.310.

Stephen Goldman
Lab Director
State License #
405R-00011 405-00008
ISO Accreditation # 4331.01



Signature

10/06/21
Signed On



Certificate of Analysis

PASSED

8648 Lake Davis Road
Pueblo, CO, 81005, US
Telephone: (833) 691-4367
Email: abeye@theveritasfarms.com
License #: 405R-00011

Sample : DE10930002-003
Harvest/LOT ID: CM4009141 exp 03/24
Batch# : TYM - S-400mg- CM-06.25.21
Sample Size Received : 3 units
Total Weight/Volume : N/A
Sampled : 09/28/21
Completed : 10/06/21 **Expires:** 10/06/22
Ordered : 09/28/21
Sample Method : SOP-024


Page 3 of 6



Pesticides

PASSED

Pesticides	LOD	Units	Action Level	Result
OTHER PESTICIDES	0.1	ppb	100	ND
AVERMECTINS	0.0271	ppb	70	ND
AZOXYSTROBIN	0.0149	ppb	20	ND
BIFENAZATE	0.0118	ppb	20	ND
ETOXAZOLE	0.00645	ppb	10	ND
IMAZALIL	0.0646	ppb	40	ND
IMIDACLOPRID	0.00748	ppb	20	ND
MALATHION	0.01108	ppb	50	ND
MYCLOBUTANIL	0.0135	ppb	40	ND
PERMETHRINS	0.0131	ppb	40	15.628
SPIROMESIFEN	0.0499	ppb	30	ND
SPIROTETRAMAT	0.0301	ppb	20	ND
SPIINOSADS	0.0134	ppb	60	ND
TEBUCONAZOLE	0.0103	ppb	10	ND

Pesticides	LOD	Units	Action Level	Result
 Pesticides				PASSED
Analyzed by 1696	Weight 0.1516g	Extraction date 10/04/21 10:10:36	Extracted By 1696	
Analysis Method - SOP-060 (R5) ,		Reviewed On- 10/01/21 07:28:29		
Analytical Batch - DE002450PES		Batch Date : 09/28/21 10:02:18		
Instrument Used : Sciex 6500 Qtrap - Pesticides				
Running On :				
Reagent	Dilution	Consums. ID		
091421.R05	25	887159111147201		
092421.R02		1119999		
091421.R06		00307959		
092421.R03		040CB-040D		
091021.R01		213685		
Pesticide screen is performed using LC-MS which can screen down to below single digit ppb concentrations for regulated Pesticides via SOP-060 (R5). *				

This report shall not be reproduced, unless in its entirety, without written approval from Kaycha Labs. This report is an Kaycha Labs certification. The results relate only to the material or product analyzed. Test results are confidential unless explicitly waived otherwise. Void after 1 year from test end date. Cannabinoid content of batch material may vary depending on sampling error. IC=In-control QC parameter, NC=Non-controlled QC parameter, ND=Not Detected, NA=Not Analyzed, ppm=Parts Per Million, ppb=Parts Per Billion. Limit of Detection (LoD) and Limit Of Quantitation (LoQ) are terms used to describe the smallest concentration that can be reliably measured by an analytical procedure. RPD=Reproducibility of two measurements. Action Levels are State determined thresholds variable based on uncertainty of measurement (UM) for the analyte. The UM error is available from the lab upon request. The "Decision Rule" for the pass/fail does not include the UM. The limits are based on F.S. Rule 64-4.310.

Stephen Goldman
Lab Director
State License #
405R-00011 405-00008
ISO Accreditation # 4331.01



Signature

10/06/21
Signed On



Certificate of Analysis

PASSED

8648 Lake Davis Road
Pueblo, CO, 81005, US
Telephone: (833) 691-4367
Email: abeye@theveritasfarms.com
License #: 405R-00011


Sample : DE10930002-003
Harvest/LOT ID: CM4009141 exp 03/24
Batch# : TYM - S-400mg- Sample Size Received : 3 units
CM-06.25.21 Total Weight/Volume : N/A
Sampled : 09/28/21 Completed : 10/06/21 Expires: 10/06/22
Ordered : 09/28/21 Sample Method : SOP-024

Page 4 of 6



Residual Solvents

PASSED



Residual Solvents

PASSED

Solvent	LOD	Units	Action Level	Pass/Fail	Result
PROPANE	4.21421	ppm	1000	PASS	ND
ETHYL ACETATE	2.79218	ppm	1000	PASS	ND
BUTANES	15.794	ppm	1000	PASS	ND
BENZENE	0.47491	ppm	2	PASS	ND
METHANOL	1.27868	ppm	600	PASS	5.739
HEPTANE	3.25945	ppm	1000	PASS	ND
PENTANES	13.828	ppm	1000	PASS	ND
TOLUENE	2.10881	ppm	180	PASS	ND
XYLENES	7.115	ppm	430	PASS	ND
ETHANOL	2.70106	ppm	1000000	PASS	ND
ACETONE	1.708	ppm	1000	PASS	ND
2-PROPANOL	1.58756	ppm	1000	PASS	ND
HEXANES	1.92798	ppm	60	PASS	ND

Analyzed by 1253 **Weight** 0.1558g **Extraction date** 10/01/21 02:10:39 **Extracted By** 1253
Analysis Method -SOP-032 (R18)
Analytical Batch -DE002457SOL **Reviewed On - 10/02/21 10:12:49**
Instrument Used : GC 5890
Running On :
Batch Date : 09/29/21 15:12:53

Reagent	Dilution	Consums. ID
	1	

Residual solvents screening is performed using GC which can detect below single digit ppm concentrations. Currently we analyze for 15 Residual solvents.

This report shall not be reproduced, unless in its entirety, without written approval from Kaycha Labs. This report is an Kaycha Labs certification. The results relate only to the material or product analyzed. Test results are confidential unless explicitly waived otherwise. Void after 1 year from test end date. Cannabinoid content of batch material may vary depending on sampling error. IC=In-control QC parameter, NC=Non-controlled QC parameter, ND=Not Detected, NA=Not Analyzed, ppm=Parts Per Million, ppb=Parts Per Billion. Limit of Detection (LoD) and Limit Of Quantitation (LoQ) are terms used to describe the smallest concentration that can be reliably measured by an analytical procedure. RPD=Reproducibility of two measurements. Action Levels are State determined thresholds variable based on uncertainty of measurement (UM) for the analyte. The UM error is available from the lab upon request. The "Decision Rule" for the pass/fail does not include the UM. The limits are based on F.S. Rule 64-4.310.

Stephen Goldman
Lab Director
State License #
405R-00011 405-00008
ISO Accreditation # 4331.01



Signature

10/06/21
Signed On



Certificate of Analysis

PASSED

Page 5 of 6

Sample : DE10930002-003

Harvest/LOT ID: CM4009141 exp 03/24

Batch# : TYM - S-400mg- Sample Size Received : 3 units
CM-06.25.21

Sampled : 09/28/21


Ordered : 09/28/21

Total Weight/Volume : N/A

Completed : 10/06/21 Expires: 10/06/22

Sample Method : SOP-024

8648 Lake Davis Road
Pueblo, CO, 81005, US
Telephone: (833) 691-4367
Email: abeye@theveritasfarms.com
License #: 405R-00011



Microbials
PASSED



Mycotoxins
PASSED

Analyte	LOD	Result
TOTAL_YEAST_AND_MOLD		not present in 1 gram.

Analysis Method -SOP-061 (R2); SOP-062 (R2); SOP-063 (R1)
Analytical Batch -DE002461MIC Batch Date : 09/30/21 09:49:29
Instrument Used : Microbial - Full Panel
Running On : 10/01/21 17:05:20

Analyzed by	Weight	Extraction date	Extracted By
1473	2.55g	10/01/21 05:10:11	1473

Reagent	Reagent	Reagent	Reagent	Dilution	Consums. ID	Consums. ID
093021.R02	091021.R05	082421.02	092721.R02	0	16564-106C6-106H	0
092821.R06	091021.R03	072921.01	091321.07		40898-021C4-021AI	NT10-1212
092921.R01	092921.R03	092321.R11			210316-361-B	20/08/30
072021.R02	071421.11	092321.R14			210622-687	01859
091521.R01	050521.02	022221.42			210622-688	00103
072621.R13	100419.03	092421.R05			12265-115CC-115	CH_2055133

Microbiological testing for Fungal and Bacterial Identification via Polymerase Chain Reaction (PCR) methods and plating methods. If a pathogenic Escherichia Coli (STEC) or Salmonella is detected in 1g of a sample, the sample fails the microbiological-impurity testing.

Analyte	LOD	Units	Result	Action Level
AFLATOXIN G2	0.303	ppb	0	20
AFLATOXIN G1	0.180	ppb	0	20
AFLATOXIN B2	0.0904	ppb	0	20
AFLATOXIN B1	1.327	ppb	0	20
OCHRATOXIN A+	0.0491	ppb	0	20
AFLATOXINS		ppb	0	20

Analysis Method -SOP-060 (R5)
Analytical Batch -DE002449MYC | Reviewed On - 10/04/21 14:04:35
Instrument Used : Sciex 6500 Qtrap - Mycotoxins
Running On :
Batch Date : 09/28/21 10:02:05

Analyzed by	Weight	Extraction date	Extracted By
1696	0.1516g	10/01/21 12:10:54	1696

Aflatoxins B1, B2, G1, G2, and Ochratoxin A testing using LC-MS via SOP-060 (R5). Total Aflatoxins (Aflatoxin B1, B2, G1, G2) must be < 20µg/Kg. Ochratoxins must be < 5µg/Kg.



Heavy Metals
PASSED

Reagent	Dilution	Consums. ID
092821.R10	50	018C4-018D
092821.R09		040CB-040D
092821.R11		12294-118CC-118
092821.01		234422

Metal	LOD	Unit	Result	Action Level
ARSENIC	0.0020	ppm	ND	1.5
CADMIUM	0.0016	ppm	ND	0.5
MERCURY	0.0035	ppm	ND	1
LEAD	0.0101	ppm	ND	1

Analyzed by	Weight	Extraction date	Extracted By
7	0.2095g	10/01/21 08:10:18	666

Analysis Method -SOP-050 (R5)
Analytical Batch -DE002459HEA | Reviewed On - 10/02/21 21:18:56
Instrument Used : Shimadzu 2030 ICP-MS
Running On : 10/01/21 12:36:13
Batch Date : 09/30/21 08:17:10

Heavy Metals screening is performed using ICP-MS (Inductively Coupled Plasma - Mass Spectrometer) which can screen to below single digit ppb concentrations for regulated heavy metals using method SOP-050 (R5). Sample preparation for Heavy Metals Analysis via SOP-050 (R5).

This report shall not be reproduced, unless in its entirety, without written approval from Kaycha Labs. This report is an Kaycha Labs certification. The results relate only to the material or product analyzed. Test results are confidential unless explicitly waived otherwise. Void after 1 year from test end date. Cannabinoid content of batch material may vary depending on sampling error. IC=In-control QC parameter, NC=Non-controlled QC parameter, ND=Not Detected, NA=Not Analyzed, ppm=Parts Per Million, ppb=Parts Per Billion. Limit of Detection (LoD) and Limit Of Quantitation (LoQ) are terms used to describe the smallest concentration that can be reliably measured by an analytical procedure. RPD=Reproducibility of two measurements. Action Levels are State determined thresholds variable based on uncertainty of measurement (UM) for the analyte. The UM error is available from the lab upon request. The "Decision Rule" for the pass/fail does not include the UM. The limits are based on F.S. Rule 64-4.310.

Stephen Goldman
Lab Director
State License #
405R-00011 405-00008
ISO Accreditation # 4331.01


Signature

10/06/21
Signed On



Certificate of Analysis

PASSED

Page 6 of 6

8648 Lake Davis Road
Pueblo, CO, 81005, US
Telephone: (833) 691-4367
Email: abeye@theveritasfarms.com
License #: 405R-00011

Sample : DE10930002-003
Harvest/LOT ID: CM4009141 exp 03/24
Batch# : TYM - S-400mg- CM-06.25.21
Sample Size Received : 3 units
Total Weight/Volume : N/A
Sampled : 09/28/21
Completed : 10/06/21
Expires: 10/06/22
Ordered : 09/28/21
Sample Method : SOP-024



FiltH

PASSED

Analyzed By Weight Extraction date **LOD(ppm) Extracted By**
2 NA NA NA

Analysis Method -SOP.T.40.013 **Batch Date :**
Analytical Batch -NA **Reviewed On - 10/01/21 07:28:29**
Instrument Used :
Running On :

This includes but is not limited to hair, insects, feces, packaging contaminants, and manufacturing waste and by-products. An SH-2B/T Stereo Microscope is use for inspection.



Water Activity

PASSED

Analyte	Analyzed by	Weight	Ext. date	LOD	A.L	Result
WATER ACTIVITY	1542	NA	NA	0 Aw	1Aw	0.314 aW
TEMPERATURE	1542	NA	NA	0 Celsius		24.7 aW

Analysis Method -SOP.T.40.010 **Batch Date : 09/30/21 09:45:52**
Analytical Batch - DE002460WAT **Reviewed On - 10/01/21 10:52:03**
Instrument Used : AquaLab Model Series 3 TE
Running On :



Moisture

PASSED

Analyte	Analyzed by	Weight	Ext. date	LOD	A.L	Result
MOISTURE - MOU	1542	NA	NA	0.0 %		2.67 %
MOISTURE CONTENT	1542	NA	NA	0.0 %	100%	2.684 %

Analysis Method -SOP.T.40.011 **Batch Date : 10/06/21 09:05:30**
Analytical Batch -DE002481MOI **Reviewed On - 10/06/21 10:27:31**
Instrument Used :

This report shall not be reproduced, unless in its entirety, without written approval from Kaycha Labs. This report is an Kaycha Labs certification. The results relate only to the material or product analyzed. Test results are confidential unless explicitly waived otherwise. Void after 1 year from test end date. Cannabinoid content of batch material may vary depending on sampling error. IC=In-control QC parameter, NC=Non-controlled QC parameter, ND=Not Detected, NA=Not Analyzed, ppm=Parts Per Million, ppb=Parts Per Billion. Limit of Detection (LoD) and Limit Of Quantitation (LoQ) are terms used to describe the smallest concentration that can be reliably measured by an analytical procedure. RPD=Reproducibility of two measurements. Action Levels are State determined thresholds variable based on uncertainty of measurement (UM) for the analyte. The UM error is available from the lab upon request. The "Decision Rule" for the pass/fail does not include the UM. The limits are based on F.S. Rule 64-4.310.

Stephen Goldman
Lab Director
State License #
405R-00011 405-00008
ISO Accreditation # 4331.01



Signature

10/06/21

Signed On